








LEGEND

-  GARAGE MAY BE BUILT TO BOUNDARY
-  DRIVEWAY LOCATION
-  PROPOSED EASEMENT
-  KERB RAMP
-  SIDE ENTRY PIT

NOTE:
 Subject to Easements.
 Road layout and associated infrastructure is indicative only.
 Building on the boundary subject to council consent.
 All Building setbacks are to Council requirements.

REVISION	DATE
0 ISSUED FOR REVIEW AND COMMENT	11/03/22

REV : 0 DRAWING : 16408-10-7-SV-BA1-r0
 FILE No : 16408-10-7 DATE of ISSUE : 11/03/2022

DRAWN : JRK CHECKED : SR

Original Sheet Size A3



HEAD OFFICE
 L2, 124 South Terrace
 Adelaide SA 5000
 GPO Box 2450
 Adelaide SA 5001 Telephone 61 8 8201 9600
 www.fyfe.com.au Facsimile 61 8 8201 9650

